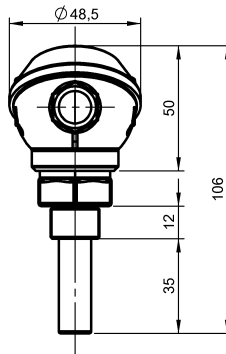
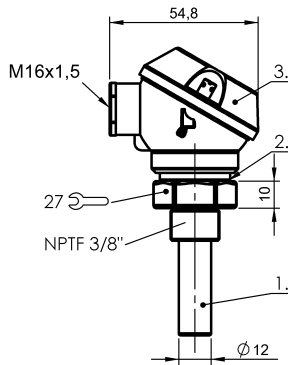
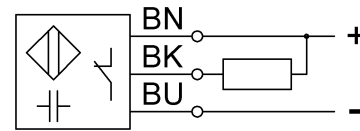


SK1-HT125-FS-J3/8NPTF-NO-VA/PTFE

Ordercode: CS00A9



Wiring Diagram



1) Sensing surface 2) Housing 3) Cover



### Display/Operation

Function indicator	yes
Power indicator	no

### Electrical connection

Polarity reversal protected	yes
Short-circuit protection	yes

### Electrical data

Load capacitance max. at Ue	10 µF
MTTF (40 °C)	873 a
Operating voltage Ub	10...35 VDC
Pollution degree	3
Protected against miswiring	yes
Rated insulation voltage Ui	75 V DC
Rated operating current Ie DC	100 mA
Rated operating voltage Ue DC	24 V
Ready delay tv max.	300 ms
Residual current Ir max.	200 µA
Switching frequency	5 Hz
Utilization category	DC-13
Voltage drop static max.	2.7 V

### Environmental conditions

Ambient temperature	-30...125 °C
Protection class	II
Protection type IEC 60529	IP67 sensing surface: IP68 10 bar

### Functional safety

Diagnostic coverage	0 %
Functional safety	no

### General data

Approval/Conformity	CE
Basic standard	IEC 60947-5-2
Scope of delivery	Screwdriver
Sensitivity	media-dependent, adjustable
Series	Level sensor

### Material

Cover material	Aluminum
Housing material	Stainless steel (1.4305)
Material cover	Aluminum, Die casting
Material sensing surface	PTFE

### Mechanical data

Dimension	54.8 x 48.5 x 106 mm
Installation	non-flush
Pressure rating max.	10 bar
Thread (A)	J 3/8" NPTF
Tightening torque	1.5 Nm

### Output/Interface

Switching output	NPN Normally closed (NC)
------------------	--------------------------