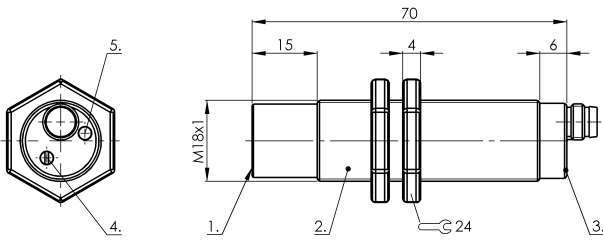
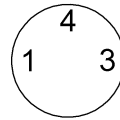


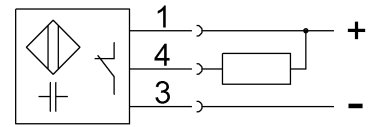
SK1-FSA-M18-NNBO-PVC-Y1 CS008Y



Connector view



Wiring Diagram



1) Sensing surface 2) Housing 3) Cover 4) Potentiometer 5) LED function indicator



Electrical connection

Connection	M8x1-Connector, 3-pole
Polarity reversal protected	yes
Short-circuit protection	yes

Electrical data

MTTF (40 °C)	239 a
Operating voltage U_b	10...35 VDC
Protected against miswiring	yes
Rated insulation voltage U_i	75 V DC
Rated operating current I_e DC	300 mA
Ready delay t_v max.	300 ms
Switching frequency	2 Hz
Utilization category	DC-13
Voltage drop static max.	1.8 V

Environmental conditions

Ambient temperature	-10...60 °C
Protection type IEC 60529	IP66 IP64 at connector output

Functional safety

Diagnostic coverage	0 %
Functional safety	no

General data

Approval/Conformity	CE cULus
Basic standard	IEC 60947-5-2
Scope of delivery	Nut (2x)

Sensitivity	media-dependent, adjustable
Series	Level sensor

Material

Cover material	PVC
Housing material	PVC
Material cover	PVC
Material sensing surface	PVC

Mechanical data

Dimension	undefined
Installation	non-flush
Size	M18x1
Tightening torque	1 Nm

Output/Interface

Switching output	NPN Normally closed (NC)
------------------	--------------------------

Range/Distance

Ripple max. (% of U_e)	10 %
---------------------------	------

Remarks

Note for using in standard applications with aqueous media: The Smart Level sensors are factory adjusted for standard applications. With this setting the Smart Level sensors can be used without further adjustment for detecting aqueous media through glass or plastic walls. The factory setting can automatically mask glass or plastic walls (approx. 0.5 mm to 6 mm) and compensate for foam, moisture and dirt buildup inside and outside the container. Special applications: The Smart Level sensors can also be used with