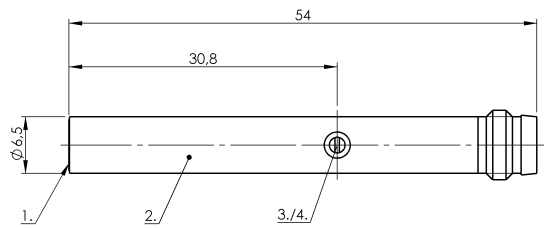
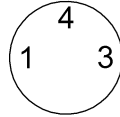


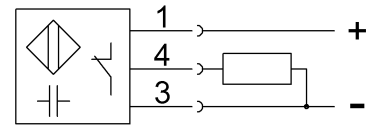
SK1-1.5-6.5-PBO-VA/PTFE-Y1 CS001T



Connector view



Wiring Diagram



1) Sensing surface 2) Housing 3) Potentiometer 4) LED function indicator



Electrical connection

Connection	M8x1-Male, 3-pin
Polarity reversal protected	yes
Short-circuit protection	yes

Electrical data

Hysteresis H max. (% of Sr)	15.0 %
MTTF (40 °C)	444 a
Operating voltage U _b	11...30 VDC
Protected against miswiring	yes
Rated insulation voltage U _i	75 V DC
Rated operating current I _e DC	50 mA
Repeat accuracy max. (% of Sr)	2.0 %
Switching frequency	100 Hz
Utilization category	DC -13
Voltage drop static max.	2 V

Environmental conditions

Ambient temperature	-10...70 °C
Ambient temperature max.	70 °C
Ambient temperature min.	-10 °C
Protection type IEC 60529	IP65

Functional safety

Diagnostic coverage	0 %
Functional safety	no

General data

Approval/Conformity	CE cULus
Basic standard	IEC 60947-5-2
Sensitivity	Switching distance adjustable

Material

Cover material	PA
Housing material	Stainless steel (1.4301)
Material cover	PA
Material sensing surface	PTFE

Mechanical data

Dimension	undefined
Installation	for flush mounting
Size	D6.5

Output/Interface

Switching output	PNP Normally closed (NC)
------------------	--------------------------

Range/Distance

Measuring range	0.1...1.5 mm
Range	0.1...1.5 mm
Rated operating distance S _n	1.5 mm
Ripple max. (% of U _e)	10 %
Temperature drift max. (% of Sr)	15 %